

Send reporter packages to National Social

Media Composer

Step 1:

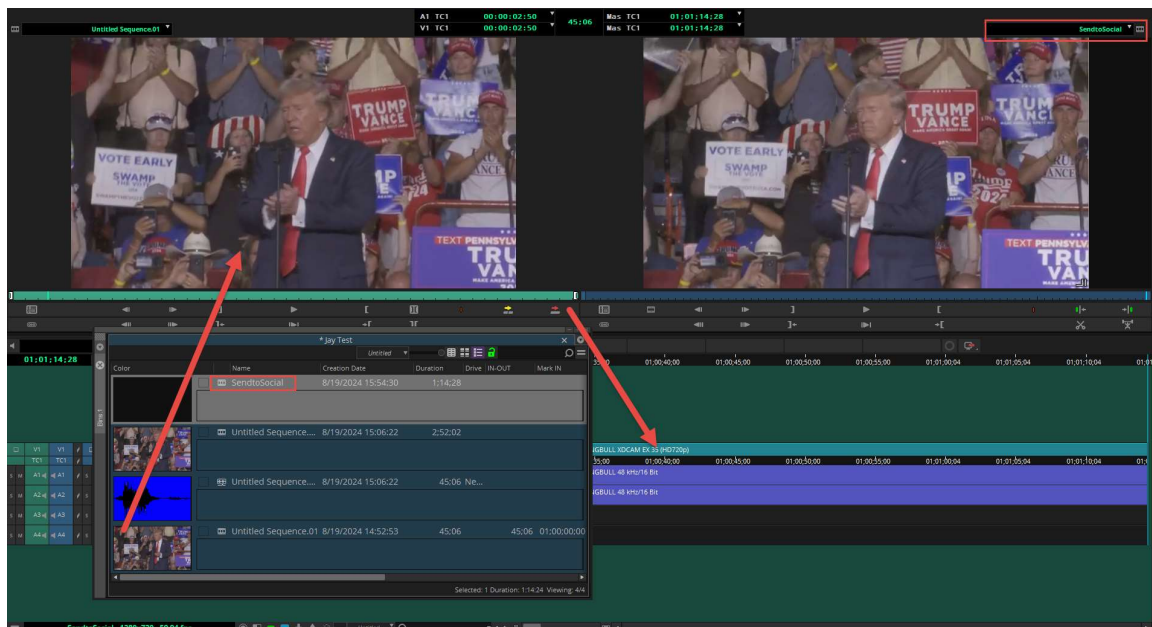
Send a reporter package to the studio as normal.

Step 2:

Clear your sequence monitor.

Step 3:

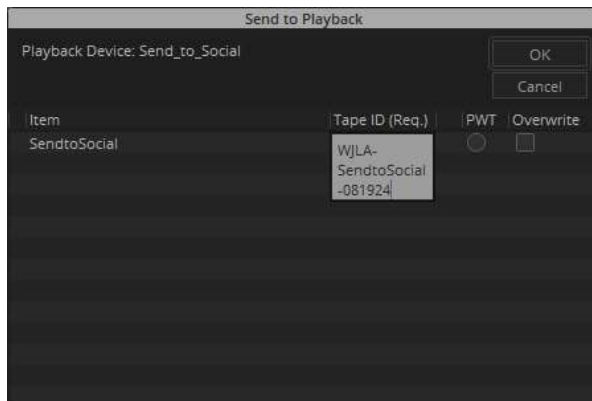
Drag your sequence from the bin to the source monitor, then press the red arrow to add it to the timeline. When prompted, create a new sequence.



Step 4:

Use the STP Transfer process “Send_to_Social” to send the package to the National Digital Team using the Tape ID in the following format: “Call Letters-Story Name-Date”

Add version to the Tape ID if necessary.



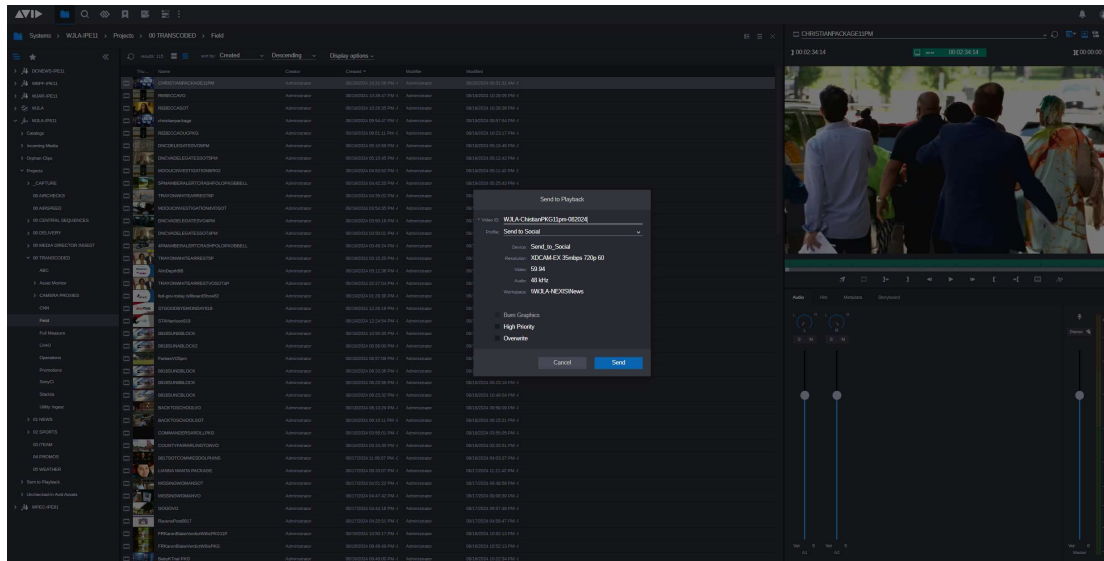
NOTE

If you do not follow this SOP and re-send the package from the same sequence, you will change the name of the sequence in Interplay. Later searches of the Video ID will not find the sequence.

Step 3:

Use the “Send to Social” process to send the package to the National Social team using the naming convention: “Call Letters-Slug-Date”

Add version to the Video ID if necessary.



NOTE

Unlike Media Composer where you do not use the same clip to “Send to Social”, with MCCUX you send the same master clip for both processes.