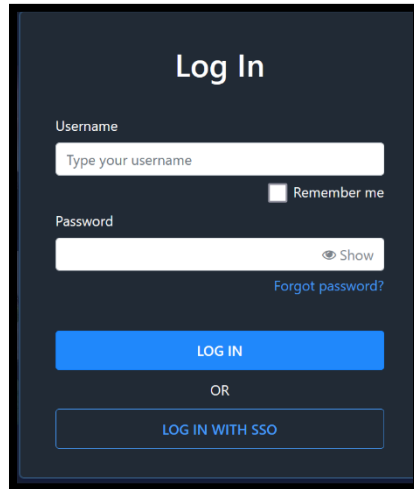


To do this:

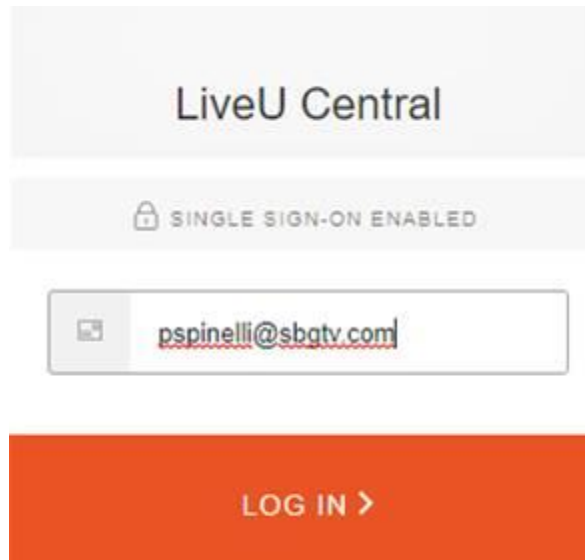
We are rolling out Single Sign-On (SSO) in LU-Central and to accommodate that we need you to log in to <https://lu-central.liveu.tv/>

- Type your Sinclair username and password in. (Please make sure to include @sbg.tv.com after your name)
- Click ***“Log in with SSO”***.

A dark-themed login form titled "Log In". It features a "Username" field with the placeholder "Type your username", a "Remember me" checkbox, and a "Password" field with a "Show" toggle. A "Forgot password?" link is located below the password field. At the bottom, there are two buttons: a blue "LOG IN" button and a white "LOG IN WITH SSO" button, separated by the word "OR".


It will then direct you to the below.

- Please enter your username.

A light gray page with the "LiveU Central" logo at the top. Below the logo is a message "SINGLE SIGN-ON ENABLED" with a lock icon. Underneath is a text input field containing the email address "pspinelli@sbg.tv.com". At the bottom is a large orange button labeled "LOG IN >".

It will then direct you to the SBG sign on page.

- Please enter your SBG Username and Password.



Congratulation an account has been create.

Please wait for further instruction. Until that time if you have a LU-Central login please continue to utilize it.